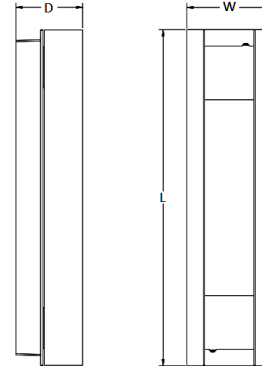




DIMENSIONS:

20"(L) x 5"(W) x 3.9"(D)



- CRE-07-30K-BR
- CRE-07-40K-BR
- CRE-07-50K-BR
- CRE-07-30K-SIL
- CRE-07-40K-SIL
- CRE-07-50K-SIL

CREST BY WESTGATE LED WALL SCONCES

Ideal for general site lighting, residential houses, doorway.

ELECTRICAL SPECIFICATIONS:

- Voltage: 100~277ACV
- Wattage: 10W(2.5W X 4)
- Power Factor: 0.95
- Efficacy: 90LM/W

HOUSING SPECIFICATIONS:

- Patent-Pending design with separate light engine (base) and interchangeable designer trims expand the series to multiple color temperatures and models.
- Series can be stocked as separate engines and trims to offer a versatile collection at the store level
- Die-cast Aluminum weatherproof housing, steel backplate, Aluminum Trim (Dark Bronze or Silver)
- Operating temperature: -40°F to 107°F
- Lifespan: 50,000 hr.
- IP Rating: IP65, Suitable for wet locations

CERTIFICATIONS:



| MODEL | WATTS | VOLTAGE | LUMENS | COLOR TEMP |
|----------------|---------------|------------|--------|------------|
| CRE-07-30K-BR | 10W(2.5W X 4) | 100~277ACV | 900LM | 3000K |
| CRE-07-40K-BR | 10W(2.5W X 4) | 100~277ACV | 900LM | 4000K |
| CRE-07-50K-BR | 10W(2.5W X 4) | 100~277ACV | 900LM | 5000k |
| CRE-07-30K-SIL | 10W(2.5W X 4) | 100~277ACV | 900LM | 3000K |
| CRE-07-40K-SIL | 10W(2.5W X 4) | 100~277ACV | 900LM | 4000K |
| CRE-07-50K-SIL | 10W(2.5W X 4) | 100~277ACV | 900LM | 5000k |

LIGHTING SPECIFICATIONS:

- LED: Philips Lumileds LEDs
- Total lumens: 900LM
- Color temperature: 3000K/4000k/5000k
- Color rendering index: >70

WARRANTY: 7 years

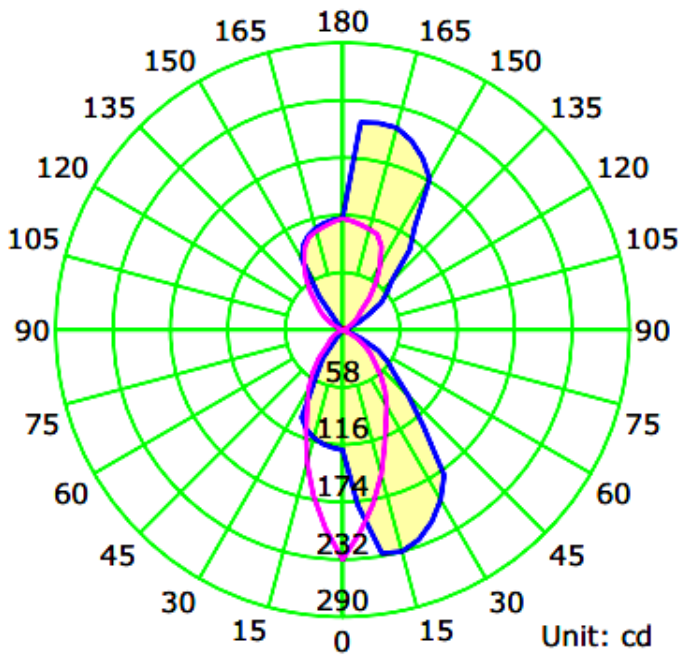


CRE-07-30K-BR **CRE-07-30K-SIL**
CRE-07-40K-BR **CRE-07-40K-SIL**
CRE-07-50K-BR **CRE-07-50K-SIL**

CREST BY WESTGATE LED WALL SCONCES

PHOTOMETRICS CHART :

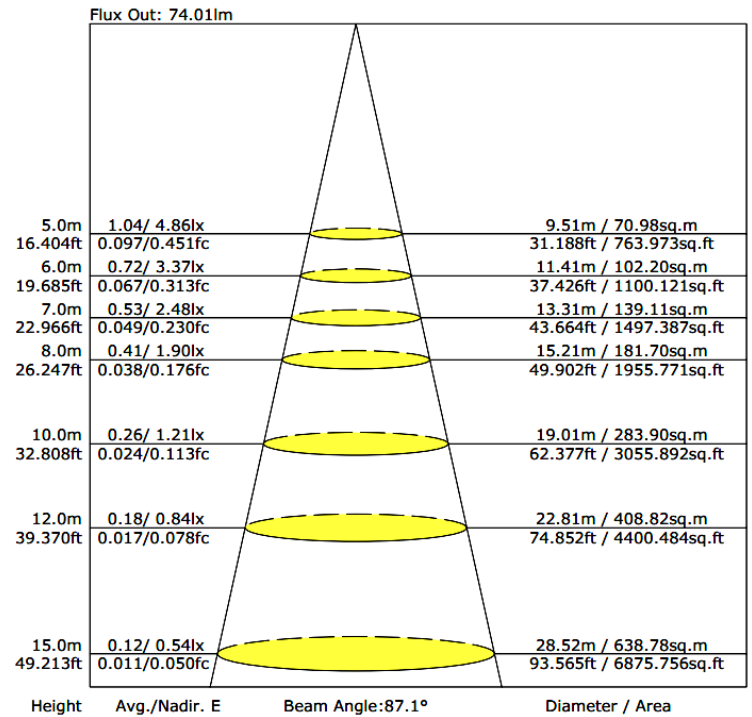
Luminous Intensity Distribution Curve



— C0-C180 — C90-C270 — G15

| MODEL | WATTS | VOLTAGE | LUMENS | COLOR TEMP |
|----------------|---------------|------------|--------|------------|
| CRE-07-30K-BR | 10W(2.5W X 4) | 100~277ACV | 900LM | 3000K |
| CRE-07-40K-BR | 10W(2.5W X 4) | 100~277ACV | 900LM | 4000K |
| CRE-07-50K-BR | 10W(2.5W X 4) | 100~277ACV | 900LM | 5000k |
| CRE-07-30K-SIL | 10W(2.5W X 4) | 100~277ACV | 900LM | 3000K |
| CRE-07-40K-SIL | 10W(2.5W X 4) | 100~277ACV | 900LM | 4000K |
| CRE-07-50K-SIL | 10W(2.5W X 4) | 100~277ACV | 900LM | 5000k |

The Average Illuminance Effective Figure



CREST BY WESTGATE LED WALL SCONCES

OPTIONAL TRIMS:

02 APERTURE



BRONZE

SILVER

03 GRASP



BRONZE

SILVER

01 LUNETTE



BRONZE

SILVER


04 CURVE



BRONZE

SILVER

05 PEN



BRONZE

SILVER

06 STILL



BRONZE

SILVER

07 PASSAGE



BRONZE

SILVER

Sample Ordering: CRE-03-30K-BR

Cat. No. CRE Trim 03 Color Temp. 30K Finish BR

| CATAOLO NO. | TRIM | | COLOR TEMPERATURE | | FINISH | |
|-------------|------|-------------|-------------------|-------------|--------|-------------|
| | CODE | DESCRIPTION | CODE | DESCRIPTION | CODE | DESCRIPTION |
| CRE | 01 | Lunette | 30K | 3000K | BR | Bronze |
| | 02 | Aperture | 40K | 4000K | SIL | Silver |
| | 03 | Grasp | 50K | 5000K | | |
| | 04 | Curve | | | | |
| | 05 | Pen | | | | |
| | 06 | Still | | | | |
| | 07 | Passage | | | | |
| | 08 | Crush | | | | |

